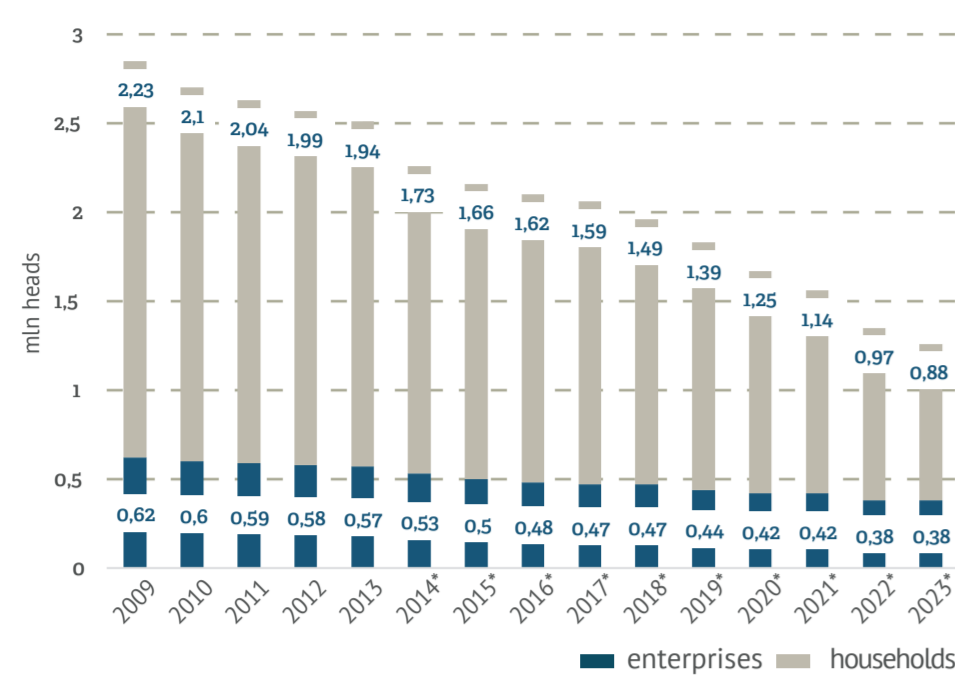


UKRAINE DAIRY MAP 2024

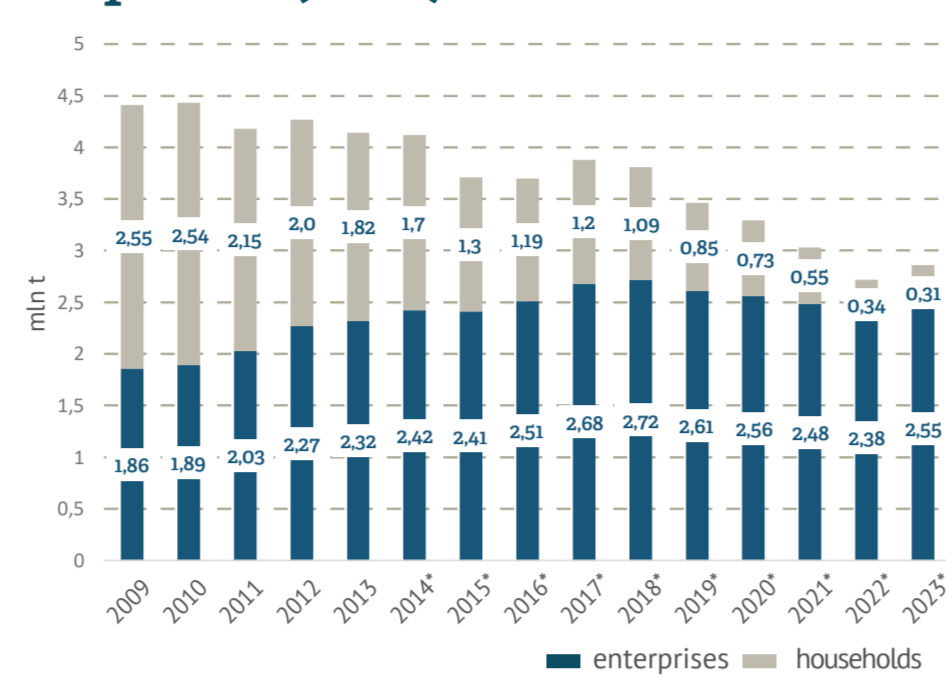
according to the results of 2023

Cow number by sectors, mln heads



Source: SSSU
*excluding temporarily occupied by russia territories and those parts where military actions were/are conducted

Milk supply to processing enterprises, by sector (mln t)

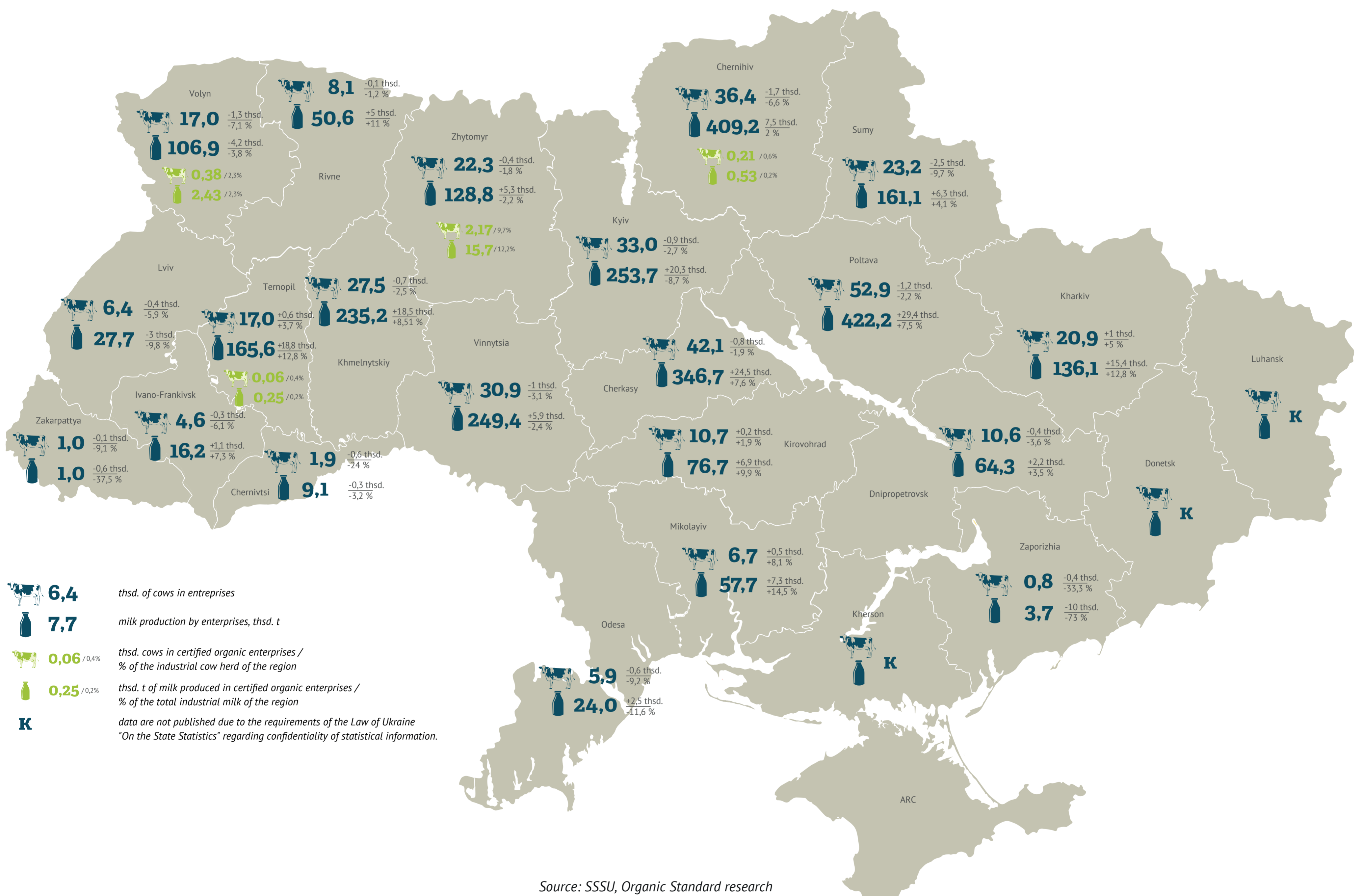


Source: SSSU
*excluding temporarily occupied by russia territories and those parts where military actions were/are conducted

The main facts about Ukrainian dairy market

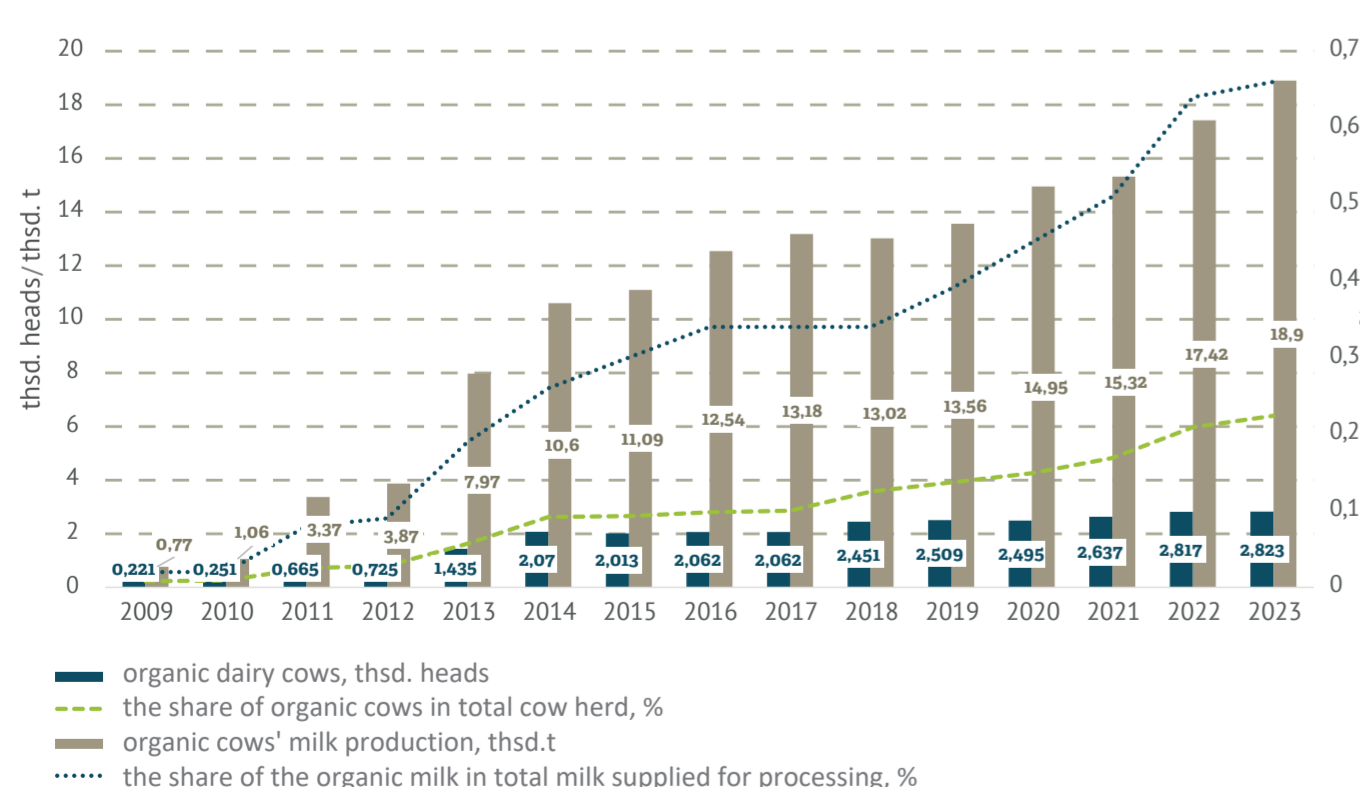
Supply drivers		
Total milk production	mln t	7,41
Total number of cows	mln heads	1,29
including in enterprises	mln heads	0,38
including in enterprises certified organic	thsd heads	2,8
Number of enterprises producing milk (above 5 cows)	units	1309
including in enterprises certified organic	units	6
Average dairy farm size	cows	300
Annual average milk yield per cow in enterprises	kg/cow	7345
Annual average milk yield per cow in enterprises certified organic	kg/cow	4783
Demand drivers		
Dairy consumption per capita	kg/capita/year	192
Population	mln people	33,2

Source: SSSU, IMF, Organic Standard, AMP



Source: SSSU, Organic Standard research

Cows number and milk production at enterprises certified Organic



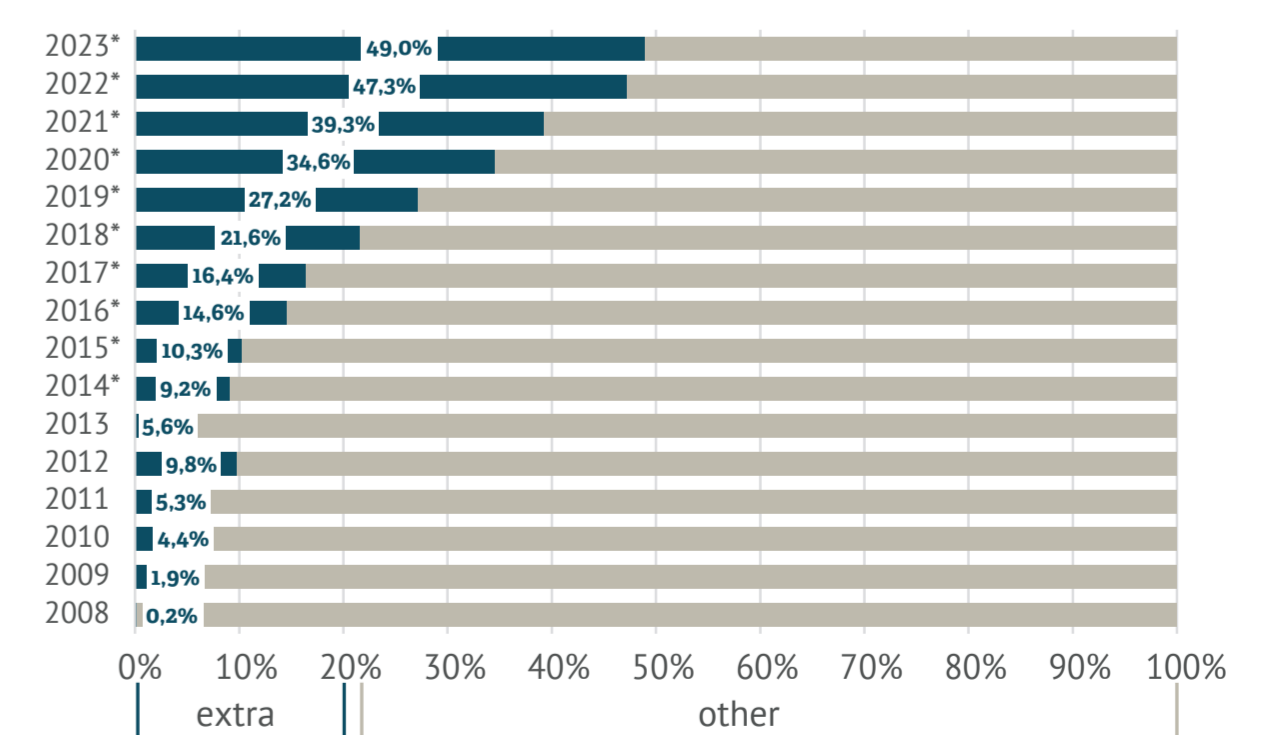
Source: AMP based of Organic Standard research

Production of Organic Milk in some EU countries and Ukraine (as of 2021)

Country	Production of Organic Milk, thsd. t	The Share of Organic Milk in the Total Cow's Milk Production, %
Sweden	482,32	17,3
Austria	661,69	17,28
Denmark	745,9	13,23
Latvia	84,6	8,55
Lithuania	82,87	5,64
France	1281,64	5,17
Greece	27,81	3,92
Germany	1266,22	3,89
Italy	498,54	3,78
Finland	80,91	3,5
Belgium	131,26	2,96
Netherlands	296,19	2,08
Slovakia	19,81	2,19
Bulgaria	9,28	1,1
Poland	33,42	0,22
Ukraine	15,32	0,17

Source: European Commission Brief Organic Farming in EU (January 2023), Eurostat, CLAL

Extra Grade milk supply to processing enterprises**



Source: SSSU
* excluding temporarily occupied by russia territories and those parts where military actions were/are conducted
**supply from enterprises

**Information from SSSU used for infographics, is formed on the basis of actual responses submitted by enterprises (as of 01.2024, the rate of reporting was at 88-89%), as well as using a calculation method. So, the data can be clarified.

Financial support: Implementing agency: Partner:



This publication was created by the Association of Milk Producers in cooperation with the certification body "Organic Standard" with the support of Switzerland within the framework of the Swiss-Ukrainian program "Higher Value Added Trade from the Organic and Dairy Sector in Ukraine", implemented by the Research Institute of Organic Agriculture (FiBL, Switzerland) in partnership with SAFOSO AG (Switzerland). The author(s) are solely responsible for the content of this publication. The views of the author(s) do not necessarily reflect those of SECO, FiBL, SAFOSO AG, www.qftp.org.